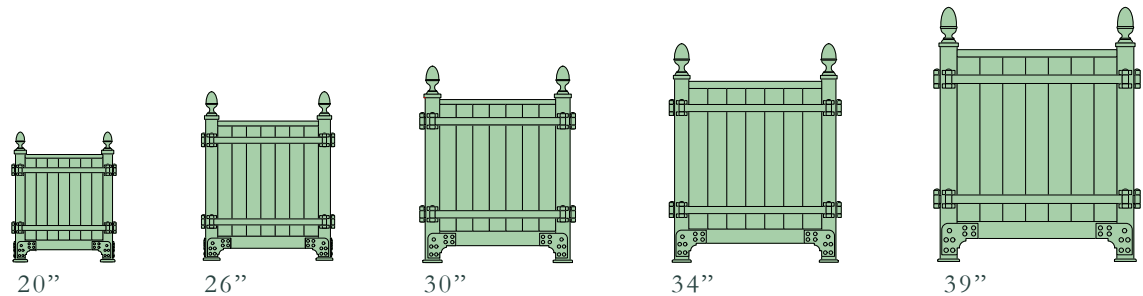
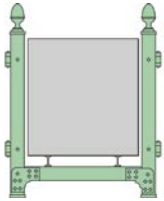


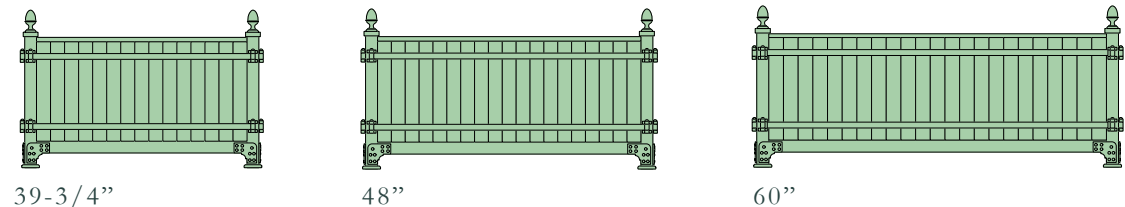
LUXEMBOURG PLANTERS



Standard Colors: Dark Green & White
 Custom colors are available upon request.
 Powder-coating finish is available at additional cost based on quantity and size.
 Custom sizes available upon request.
 Brass & Stainless Steel round finials are available.

ITEM	EXTERIOR	INTERIOR	WEIGHT
20"	W:21" • D:21" • H:23" (w/finial H:27")	W:14-1/4" • D:14-1/2" • H:14"	70 LBS.
26"	W:27" • D:27" • H:30" (w/finial H:35")	W:19-1/4" • D:19-1/4" • H:20"	105 LBS.
30"	W:31" • D:31" • H:34-3/4" (w/finial H:40-1/2")	W:23-1/4" • D:23-1/4" • H:24"	130 LBS.
34"	W:35" • D:35" • H:39-1/4" (w/finial H:46")	W:26-1/4" • D:26-1/4" • H:27"	225 LBS.
39"	W:40" • D:40" • H:45" (w/finial H:52-3/4")	W:31-1/4" • D:31-1/4" • H:31"	310 LBS.

LUXEMBOURG JARDINIÈRES



Standard Colors: Dark Green & White
 Custom colors are available upon request.
 Powder-coating finish is available at additional cost based on quantity and size.
 Custom sizes available upon request.
 Brass & Stainless Steel round finials are available.

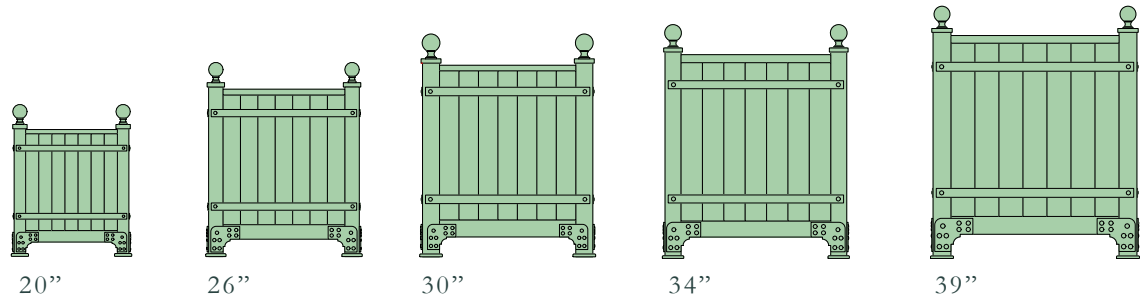
ITEM	EXTERIOR	INTERIOR	WEIGHT
39-3/4"	W:40-3/4" • D:21" • H:23" (w/finial H:27")	W:35-1/2" • D:14-1/4" • H:14"	90 LBS.
48"	W:49" • D:21" • H:23" (w/finial H: 27")	W:43-1/2" • D:14-1/4" • H:14"	100 LBS.
60"	W:61" • D:21" • H:23" (w/finial H: 27")	W:55-1/2" • D:14-1/4" • H:14"	115 LBS.

BOXES D'ORANGERIE

Nº.1

ALL ALUMINUM

Option: 1 side removable



Standard Colors: Dark Green & White
Custom colors are available upon request.

Powder-coating finish is available at additional cost based on quantity and size.

Custom sizes available upon request.

Brass & Stainless Steel round finials are available.

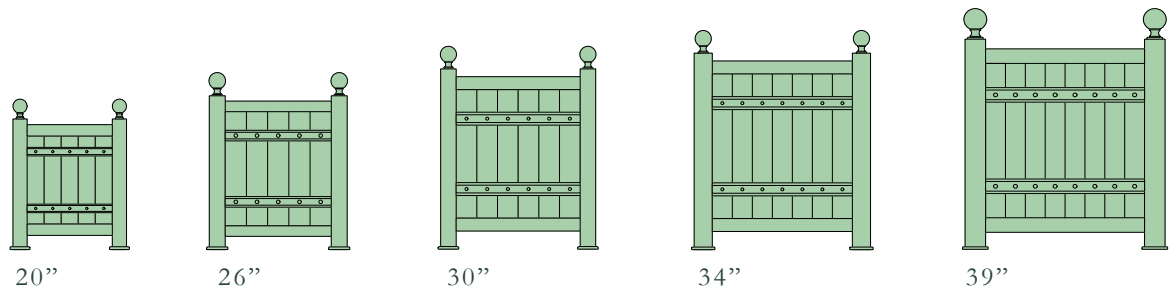
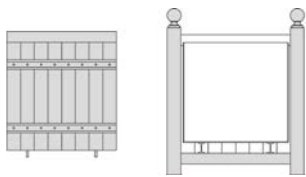
ITEM	EXTERIOR	INTERIOR	WEIGHT
20"	W:21"• D:21"• H:23-1/2" (w/finial H:25-3/4")	W:14-1/4"• D:14-1/4"• H:14-1/4"	60 LBS.
26"	W:27"• D:27"• H:30-1/8"(w/finial H:33-1/2")	W:19-1/4"• D:19-1/4"• H:19"	90 LBS.
30"	W:31"• D:31"• H:34" (w/finial H:38")	W:22-1/4"• D:22-1/4"• H:23-3/4"	125 LBS.
34"	W:35"• D:35"• H:39-1/4" (w/finial H:43")	W:26-1/4"• D:26-1/4"• H:27-1/4"	145 LBS.
39"	W:41"• D:41"• H:45-1/2"(w/finial H:49")	W:31-1/4"• D:31-1/4"• H:31-1/8"	235 LBS.

BOXES D'ORANGERIE

Nº.2

ALL ALUMINUM

Option: 1 side removable



Standard Colors: Dark Green & White
Custom colors are available upon request.

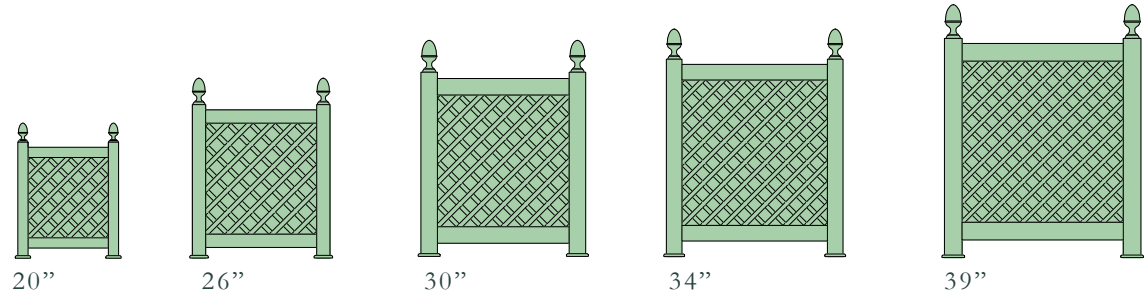
Powder-coating finish is available at additional cost based on quantity and size.

Custom sizes available upon request.

Brass & Stainless Steel round finials are available.

20"	W:21"• D:21"• H:23-1/2" (w/finial H:25-3/4")	W:14-1/4"• D:14-1/4"• H:14-1/4"	65 LBS.
26"	W:27"• D:27"• H:30-1/8" (w/finial H:33-1/2")	W:19-1/4"• D:19-1/4"• H:19"	100 LBS.
30"	W:31"• D:31"• H:34" (w/finial H:38")	W:22-1/4"• D:22-1/4"• H:23-3/4"	125 LBS.
34"	W:35"• D:35"• H:39-1/4" (w/finial H:43")	W:26-1/4"• D:26-1/4"• H:27-1/4"	215 LBS.
39"	W:41"• D:41"• H:45-1/2"(w/finial H:49")	W:31-1/4"• D:31-1/4"• H:31-1/8"	300 LBS.

TREILLAGE PLANTERS

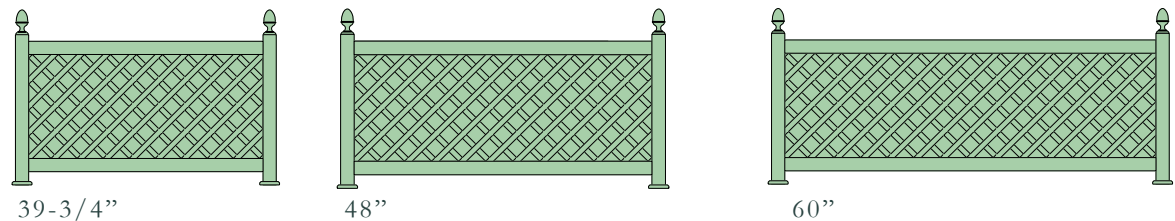


Standard Colors: Dark Green & White
 Custom colors are available upon request.
 Powder-coating finish is available at additional cost based on quantity and size.
 Custom sizes available upon request.

Brass & Stainless Steel round finials are available.

ITEM	EXTERIOR	INTERIOR	WEIGHT
20"	W:20-3/4" • D:20-3/4" • H:22-3/4" w/finial H:26-3/4"	W:15" • D:15" • H:16-3/4"	65 LBS.
26"	W:27" • D:27" • H:29" w/finial H:33-3/4"	W:20-1/4" • D:20-1/4" • H:22"	105 LBS.
30"	W:31" • D:31" • H:33-1/2" w/finial H:39"	W:23-1/4" • D:23-1/4" • H:25-1/2"	150 LBS.
34"	W:35" • D:35" • H:38" w/finial H:43-1/2"	W:27-1/4" • D:27-1/4" • H:29-1/2"	260 LBS.
39"	W:40" • D:40" • H:43-1/2" w/finial H:50-1/4"	W:31-1/4" • D:31-1/4" • H:33-3/4"	325 LBS.

TREILLAGE JARDINIÈRES

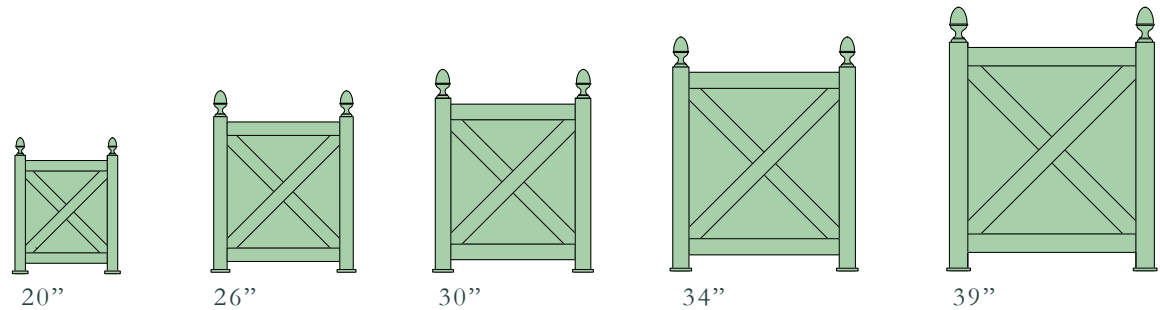


Standard Colors: Dark Green & White
 Custom colors are available upon request.
 Powder-coating finish is available at additional cost based on quantity and size.
 Custom sizes available upon request.

Brass & Stainless Steel round finials are available.

ITEM	EXTERIOR	INTERIOR	WEIGHT
39-3/4"	W:40-1/2" • D:20-3/4" • H:22-3/4" w/finial H:26-3/4"	W:34-3/4" • D:15" • H:16-3/4"	90 LBS.
48"	W:49" • D:20-3/4" • H:22-3/4" w/finial H:26-3/4"	W:43-1/2" • D:15" • H:16-3/4"	105 LBS.
60"	W:61" • D:20-3/4" • H:22-3/4" w/finial H:26-3/4"	W:55-1/4" • D:15" • H:16-3/4"	125 LBS.

CROSS PLANTERS

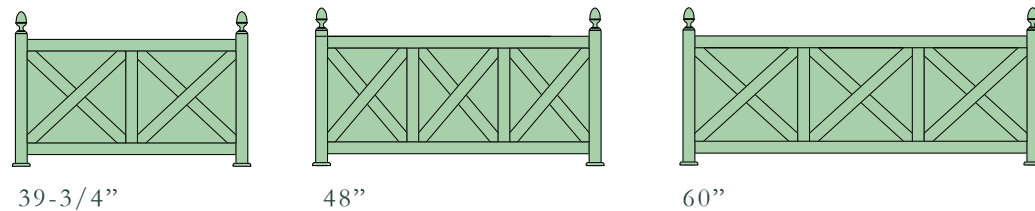


Standard Colors: Dark Green & White
 Custom colors are available upon request.
 Powder-coating finish is available at additional cost based on quantity and size.
 Custom sizes available upon request.

Brass & Stainless Steel round finials are available.

ITEM	EXTERIOR	INTERIOR	WEIGHT
20"	W:20-3/4" • D:20-3/4" • H:22-3/4" w/finial H:26-3/4"	W:15" • D:15" • H:16-3/4"	60 LBS.
26"	W:27" • D:27" • H:29" w/finial H:33-3/4"	W:20-1/2" • D:20-1/2" • H:22"	100 LBS.
30"	W:31" • D:31" • H:33-1/2" w/finial H:39"	W:23-1/4" • D:23-1/4" • H:25-1/2"	140 LBS.
34"	W:34" • D:34" • H:38" w/finial H:43-1/2"	W:27-1/4" • D:27-1/4" • H:29-1/2"	245 LBS.
39"	W:39" • D:39" • H:43-1/2" w/finial H:50-1/4"	W:31-1/4" • D:31-1/4" • H:33-3/4"	305 LBS.

CROSS JARDINIÈRES



Standard Colors: Dark Green & White
 Custom colors are available upon request.

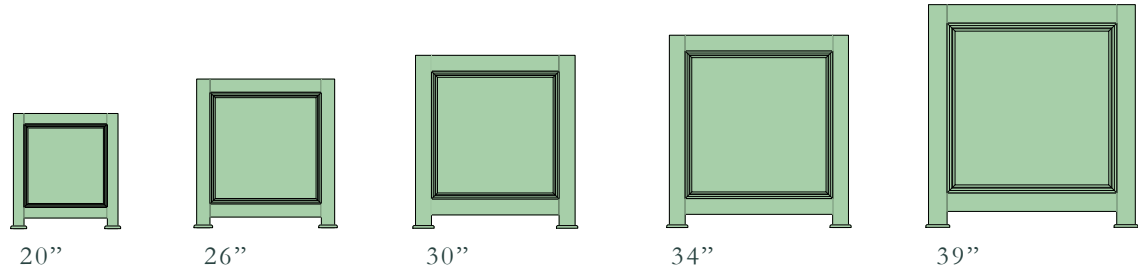
Powder-coating finish is available at additional cost based on quantity and size.

Custom sizes available upon request.

Brass & Stainless Steel round finials are available.

ITEM	EXTERIOR	INTERIOR	WEIGHT
39-3/4"	W:40-1/2" • D:20-3/4" • H:22-3/4" w/finial H:26-3/4"	W:35-13/4" • D:15" • H:16-3/4"	85 LBS.
48"	W:49" • D:20-3/4" • H:22-3/4" w/finial H:26-3/4"	W:43-1/2" • D:15" • H:16-3/4"	100 LBS.
60"	W:61" • D:20-3/4" • H:22-3/4" w/finial H:26-3/4"	W:55-1/2" • D:15" • H:16-3/4"	115 LBS.

HAUSSMANN PLANTERS

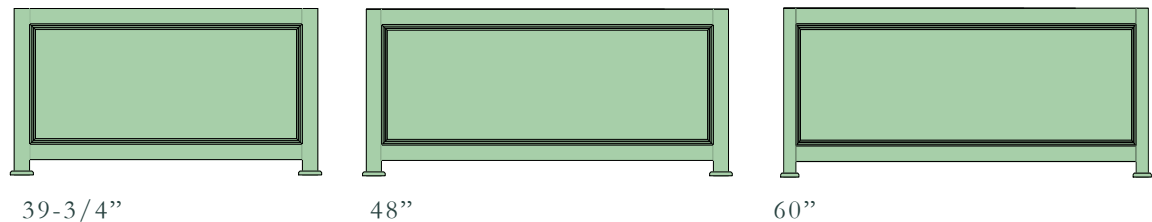


Standard Colors: Dark Green & White
 Custom colors are available upon request.
 Powder-coating finish is available at additional cost based on quantity and size.
 Custom sizes available upon request.

Brass & Stainless Steel round finials are available.

ITEM	EXTERIOR	INTERIOR	WEIGHT
20"	W:20-3/4" • D:20-3/4" • H:21-3/4"	W:15" • D:15" • H: 16-3/4"	55 LBS.
26"	W:27" • D:27" • H:28"	W:20-1/4" • D:20-1/4" • H:22-1/4"	90 LBS.
30"	W:31" • D:31" • H:32-1/2"	W:23-1/4" • D:23-1/4" • H: 25-1/2"	120 LBS.
34"	W:35" • D:35" • H:36-1/2"	W:27-1/4" • D:27-1/4" • H:39-1/2"	210 LBS.
39"	W:40" • D:40" • H:42"	W:31-3/4" • D:31-3/4" • H:33-1/2"	300 LBS.

HAUSSMANN JARDINIÈRES

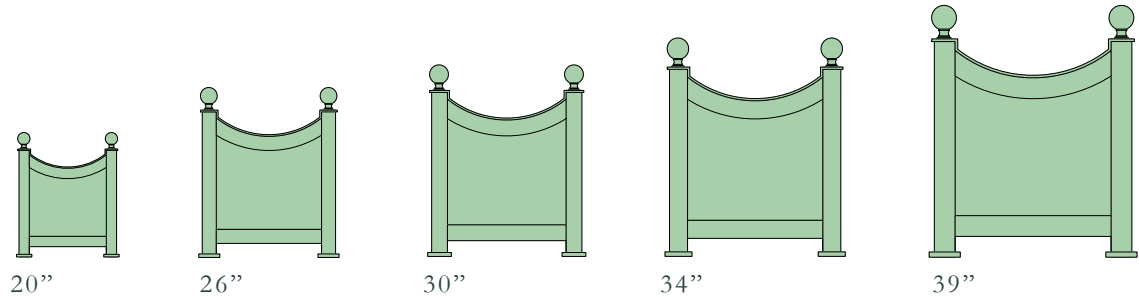


Standard Colors: Dark Green & White
 Custom colors are available upon request.
 Powder-coating finish is available at additional cost based on quantity and size.
 Custom sizes available upon request.

Brass & Stainless Steel round finials are available.

ITEM	EXTERIOR	INTERIOR	WEIGHT
39-3/4"	W:40-1/2" • D:20-3/4" • H:22-3/4"	W:34-3/4" • D:15" • H:16-3/4"	80 LBS.
48"	W: 49" • D:20-3/4" • H:22-3/4"	W:43-1/4" • D:15" • H:16-3/4"	90 LBS.
60"	W: 61" • D:20-3/4" • H:22-3/4"	W:55-1/4" • D:15" • H:16-3/4"	105 LBS.

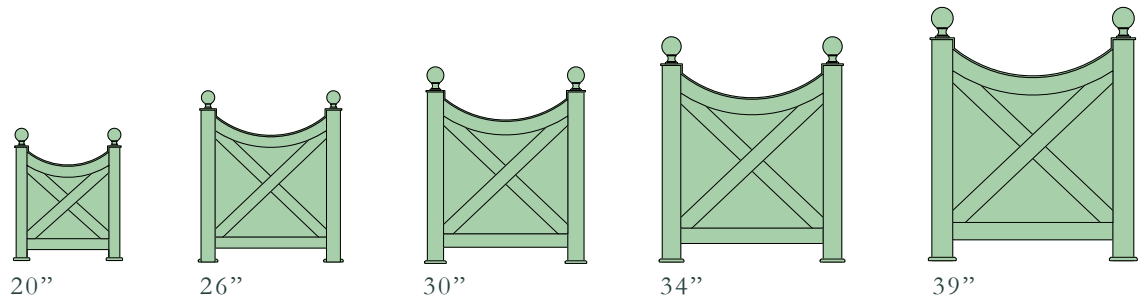
CURVED PLANTERS



Standard Colors: Dark Green & White
 Custom colors are available upon request.
 Powder-coating finish is available at additional cost based on quantity and size.
 Custom sizes available upon request.
 Brass & Stainless Steel round finials are available.

ITEM	EXTERIOR	INTERIOR	WEIGHT
20"	W:20"• D:20"• H:21" (w/finial H:24-1/2")	W:13-1/2"• D:13-1/2"• H:12-1/4"	45 LBS.
26"	W:26"• D:26"• H:27-1/2" (w/finial H:30-1/2")	W:19"• D:19"• H:17"	80 LBS.
30"	W:30"• D:30"• H:32" (w/finial H:36")	W:21-3/4"• D:21-3/4"• H:20"	115 LBS.
34"	W:34-3/4"• D:34-3/4"• H:36-1/2" (w/finial H:41")	W:24-1/2"• D:24-1/2"• H:23"	215 LBS.
39"	W:40"• D:40"• H:42" (w/finial H:47-1/2")	W:28-1/2"• D:28-1/2"• H:26"	265 LBS.

CURVED CROSS PLANTERS



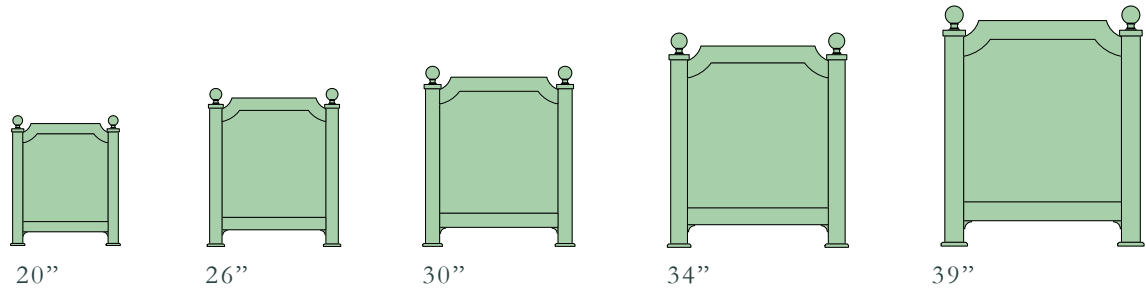
Standard Colors: Dark Green & White
 Custom colors are available upon request.
 Powder-coating finish is available at additional cost based on quantity and size.
 Custom sizes available upon request.
 Brass & Stainless Steel round finials are available.

20"	W:20"• D:20"• H:21" (w/finial H:24-1/2")	W:13-1/2"• D:13-1/2"• H:12-1/4"	55 LBS.
26"	W:26"• D:26"• H:27-1/2" (w/finial H:30-1/2")	W:19"• D:19"• H:17"	90 LBS.
30"	W:30"• D:30"• H:32" (w/finial H:36")	W:21-3/4"• D:21-3/4"• H:20"	125 LBS.
34"	W:34-3/4"• D:34-3/4"• H:36-1/2" (w/finial H:41")	W:24-1/2"• D:24-1/2"• H:23"	225 LBS.
39"	W:40"• D:40"• H:42" (w/finial H:47-1/2")	W:28-1/2"• D:28-1/2"• H:26"	285 LBS.

CROSSETTE PLANTERS

Standard Colors: Dark Green & White
 Custom colors are available upon request.
 Powder-coating finish is available at additional cost based on quantity and size.
 Custom sizes available upon request.

Brass & Stainless Steel round finials are available:

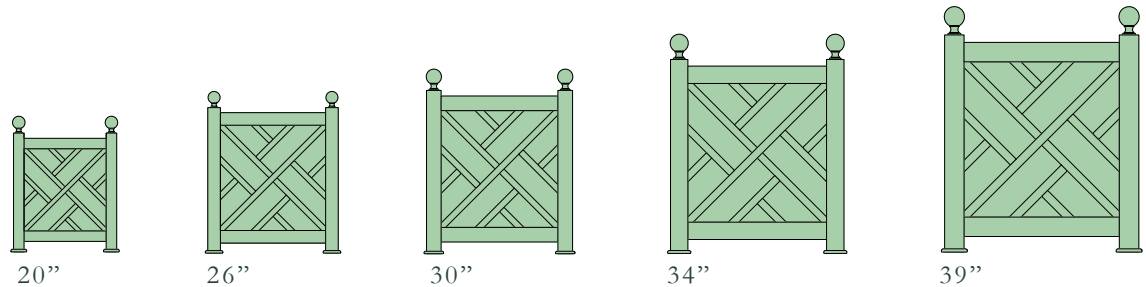


ITEM	EXTERIOR	INTERIOR	WEIGHT
20"	W:21"• D:21"• H:22" (w/finial H:25-1/4")	W:14-3/4"• D:14-3/4"• H:16"	45 LBS.
26"	W:27"• D:27"• H:28-3/4" (w/finial H:32")	W:19-3/4"• D:19-3/4"• H:21-1/2"	80 LBS.
30"	W:31"• D:31"• H:33" (w/finial H:37-1/2")	W:22-3/4"• D:22-3/4"• H:24-1/2"	115 LBS.
34"	W:35"• D:35"• H:37" (w/finial H:41-1/2")	W:26-3/4"• D:26-3/4"• H:28-3/4"	215 LBS.
39"	W:40"• D:40"• H:42-1/2" (w/finial H:46-3/4")	W:31"• D:31"• H:33-1/4"	265 LBS.

CHIPPENDALE PLANTERS

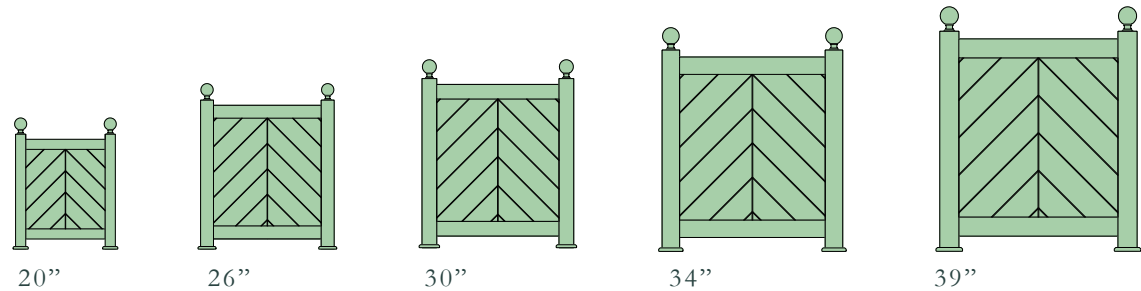
Standard Colors: Dark Green & White
 Custom colors are available upon request.
 Powder-coating finish is available at additional cost based on quantity and size.
 Custom sizes available upon request.

Brass & Stainless Steel round finials are available:



20"	W:20-3/4"• D:20-3/4"• H:22-3/4" (w/finial H:26-3/4")	W:15"• D:15"• H:16-3/4"	45 LBS.
26"	W:27"• D:27"• H:29" (w/finial H:33-3/4")	W:20-1/4"• D:20-1/4"• H:22"	80 LBS.
30"	W:31"• D:31"• H:33-1/2" (w/finial H:39")	W:23-1/4"• D:23-1/4"• H:25-1/2"	115 LBS.
34"	W:34"• D:34"• H:38" (w/finial H:43-1/2")	W:27-1/4"• D:27-1/4"• H:29-1/2"	215 LBS.
39"	W:39"• D:39"• H:43-1/2" (w/finial H:50-1/4")	W:31-1/4"• D:31-1/4"• H:33-3/4"	265 LBS.

POINTE DE HONGRIE
PLANTERS

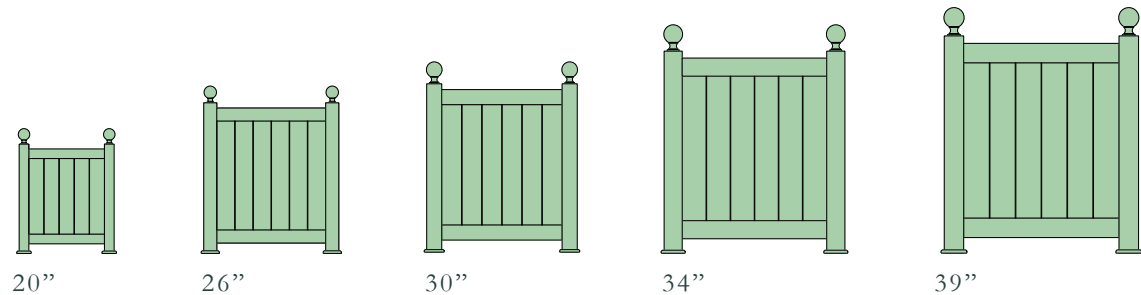


Standard Colors: Dark Green & White
Custom colors are available upon request.
Powder-coating finish is available at additional cost based on quantity and size.
Custom sizes available upon request.

Brass & Stainless Steel round finials are available.

ITEM	EXTERIOR	INTERIOR	WEIGHT
20"	W:20-3/4" • D:20-3/4" • H:22-3/4" (w/finial H:26-3/4")	W:14-3/4" • D:14-3/4" • H:16"	45 LBS.
26"	W:27" • D:27" • H:29" (w/finial H:33-3/4")	W:19-3/4" • D:19-3/4" • H:21-1/2"	80 LBS.
30"	W:31" • D:31" • H:33-1/2" (w/finial H:39")	W:22-3/4" • D:22-3/4" • H:24-1/2"	115 LBS.
34"	W:34" • D:34" • H:38" (w/finial H:43-1/2")	W:26-3/4" • D:26-3/4" • H:28-3/4"	215 LBS.
39"	W:39" • D:39" • H:43-1/2" (w/finial H:50-1/4")	W:31" • D:31" • H:33-1/4"	265 LBS.

SLATS PLANTERS

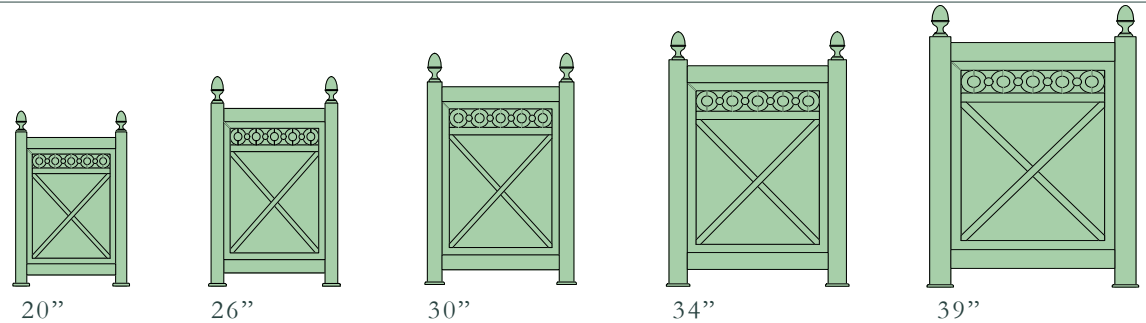


Standard Colors: Dark Green & White
Custom colors are available upon request.
Powder-coating finish is available at additional cost based on quantity and size.
Custom sizes available upon request.

Brass & Stainless Steel round finials are available.

20"	W:20-3/4" • D:20-3/4" • H:22-3/4" (w/finial H:26-3/4")	W:15" • D:15" • H:16-3/4"	45 LBS.
26"	W:27" • D:27" • H:29" (w/finial H:33-3/4")	W:20-1/4" • D:20-1/4" • H:22"	80 LBS.
30"	W:31" • D:31" • H:33-1/2" (w/finial H:39")	W:23-1/4" • D:23-1/4" • H:25-1/2"	115 LBS.
34"	W:34" • D:34" • H:38" (w/finial H:43-1/2")	W:27-1/4" • D:27-1/4" • H:29-1/2"	215 LBS.
39"	W:39" • D:39" • H:43-1/2" (w/finial H:50-1/4")	W:31-1/4" • D:31-1/4" • H:33-3/4"	265 LBS.

GRAND CROSS PLANTERS




Standard Colors: Dark Green & White
 Custom colors are available upon request.
 Powder-coating finish is available at additional cost based on quantity and size.
 Custom sizes available upon request.

Brass & Stainless Steel round finials are available.

ITEM	EXTERIOR	INTERIOR	WEIGHT
20"	W:21"• D:21"• H:27-3/4" (w/finial H:32")	W:15-1/4"• D:15-1/4"• H:21-1/2"	60 LBS.
26"	W:26"• D:26"• H:34-1/2" (w/finial H:39-1/2")	W:19-1/4"• D:19-1/4"• H:27"	100 LBS.
30"	W:31"• D:31"• H:41" (w/finial H:46")	W:23-1/4"• D:23-1/4"• H:32-1/2"	126 LBS.
34"	W:35"• D:35"• H:47" (w/finial H:52-3/4")	W:26-1/4"• D:26-1/4"• H:36-3/4"	240 LBS.
39"	W:40"• D:40"• H:53-1/2" (w/finial H:60")	W:30-1/4"• D:30-1/4"• H:42"	300 LBS.

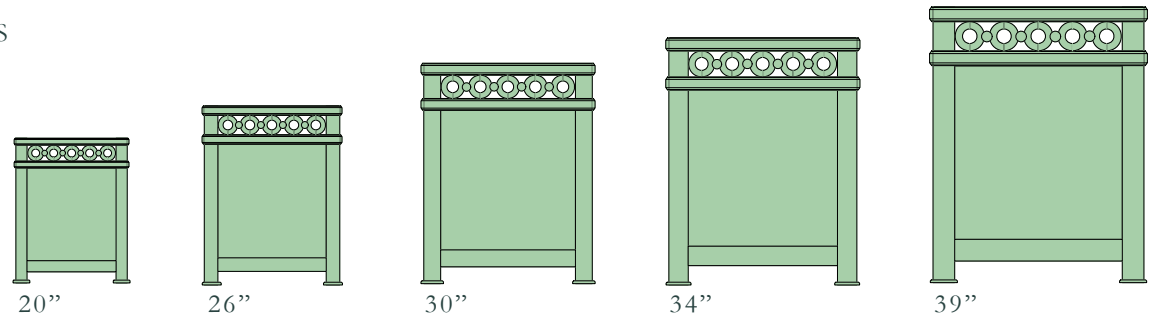
GRAND TREILLAGE PLANTERS



Standard Colors: Dark Green & White
 Custom colors are available upon request.
 Powder-coating finish is available at additional cost based on quantity and size.
 Custom sizes available upon request.
 Brass & Stainless Steel round finials are available.

20"	W:21"• D:21"• H:27-3/4" (w/finial H:32")	W:15-1/4"• D:15-1/4"• H:21-1/2"	60 LBS.
26"	W:26"• D:26"• H:34-1/2" (w/finial H:39-1/2")	W:19-1/4"• D:19-1/4"• H:27"	100 LBS.
30"	W:31"• D:31"• H:41" (w/finial H:46")	W:23-1/4"• D:23-1/4"• H:32-1/2"	126 LBS.
34"	W:35"• D:35"• H:47" (w/finial H:52-3/4")	W:26-1/4"• D:26-1/4"• H:36-3/4"	240 LBS.
39"	W:40"• D:40"• H:53-1/2" (w/finial H:60")	W:30-1/4"• D:30-1/4"• H:42"	300 LBS.


GRAND FRISE A ROND PLANTERS



Standard Colors: Dark Green & White
 Custom colors are available upon request.
 Powder-coating finish is available at additional cost based on quantity and size.
 Custom sizes available upon request.

ITEM	EXTERIOR	INTERIOR	WEIGHT
20"	W:21"• D:21"• H:26"	W:16-3/4"• D:16-3/4"• H:17"	60 LBS.
26"	W:26"• D:26"• H:33"	W:20-3/4"• D:20-3/4"• H:22"	100 LBS.
30"	W:31"• D:31"• H:39-1/4"	W:25-1/4"• D:25-1/4"• H:26-1/2"	126 LBS.
34"	W:35"• D:35"• H:44-3/4"	W:28-1/2"• D:28-1/2"• H:30-3/4"	240 LBS.
39"	W:40"• D:40"• H:51"	W:32-3/4"• D:32-3/4"• H:35-1/4"	300 LBS.

GRAND FRISE MOSAIQUE PLANTERS



Standard Colors: Dark Green & White
 Custom colors are available upon request.
 Powder-coating finish is available at additional cost based on quantity and size.
 Custom sizes available upon request.

20"	W:21"• D:21"• H:26"	W:16-3/4"• D:16-3/4"• H:17"	60 LBS.
26"	W:26"• D:26"• H:33"	W:20-3/4"• D:20-3/4"• H:22"	100 LBS.
30"	W:31"• D:31"• H:39-1/4"	W:25-1/4"• D:25-1/4"• H:26-1/2"	126 LBS.
34"	W:35"• D:35"• H:44-3/4"	W:28-1/2"• D:28-1/2"• H:30-3/4"	240 LBS.
39"	W:40"• D:40"• H:51"	W:32-3/4"• D:32-3/4"• H:35-1/4"	300 LBS.

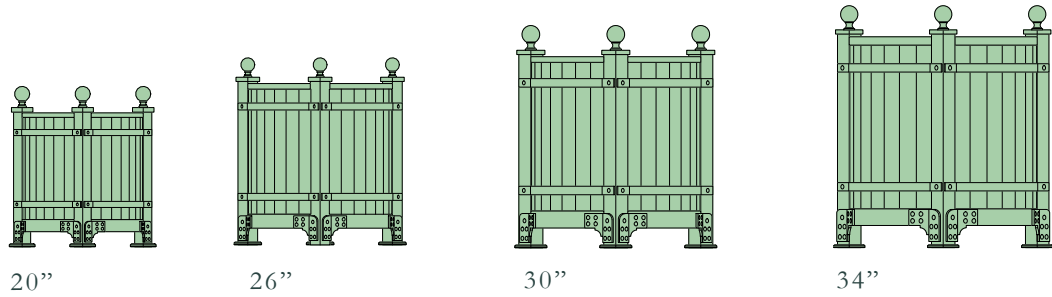
ROUND BOXES D'ORANGERIE
No.1

Standard Colors: Dark Green & White
Custom colors are available upon request.

Powder-coating finish is available at additional cost based on quantity and size. Custom sizes available upon request.

Brass & Stainless Steel round finials are available:

- Add \$300 for 20" planters
- Add \$360 for 26" planters
- Add \$440 for 30"- 34" planters



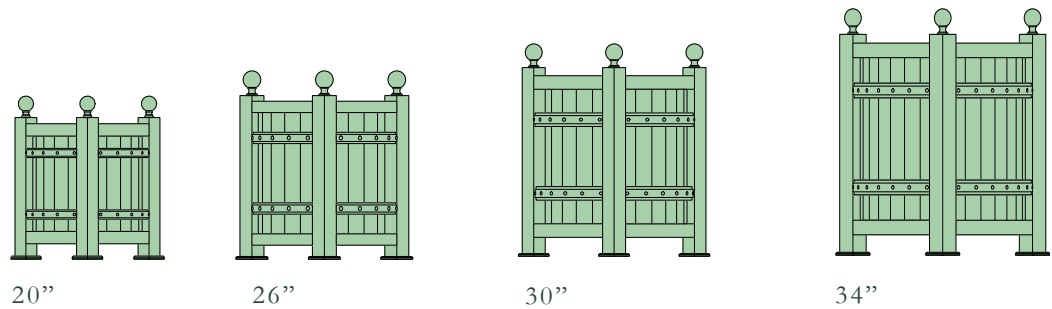
ITEM	EXTERIOR	INTERIOR	WEIGHT
20"	D:20"• H:23" (w/finial H:26-1/2")	D: "• H: "	60 LBS.
26"	D:26"• H:30-1/8" (w/finial H:33-5/8")	D: "• H: "	80 LBS.
30"	D:30"• H:34-7/8" (w/finial H:39-1/4")	D: "• H: "	100 LBS.
34"	D:34"• H:39-3/8" (w/finial H:43-3/4")	D: "• H: "	120 LBS.

ROUND BOXES D'ORANGERIE
No.2

Standard Colors: Dark Green & White Custom colors are available upon request.
Powder-coating finish is available at additional cost based on quantity and size. Custom sizes available upon request.

Brass & Stainless Steel round finials are available:

- Add \$300 for 20" planters
- Add \$360 for 26" planters
- Add \$440 for 30"- 34" planters



20"	D:20"• H:23" (w/finial H:26-1/2")	D: "• H: "LBS.
26"	D:26"• H:29" (w/finial H:33-3/8")	D: "• H: "LBS.
30"	D:30"• H:34-7/8" (w/finial H:39-1/4")	D: "• H: "LBS.
34"	D:34"• H:37-7/8" (w/finial H:42-1/4")	D: "• H: "LBS.

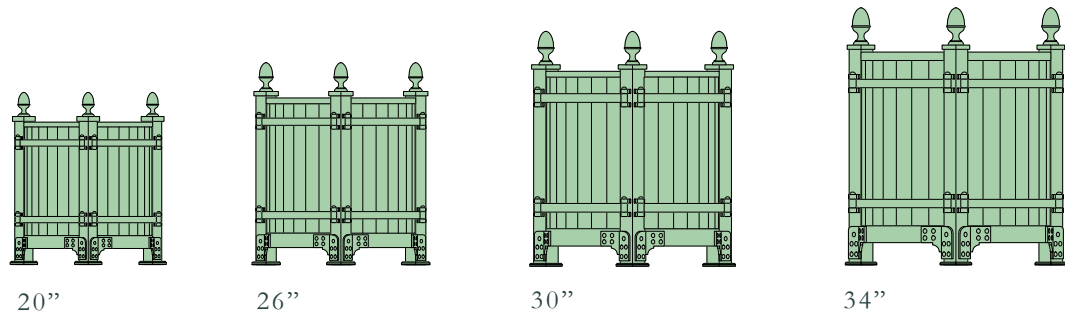
ROUND LUXEMBOURG
PLANTERS

Standard Colors: Dark Green & White
Custom colors are available upon request.

Powder-coating finish is available at additional cost based on quantity and size. Custom sizes available upon request.

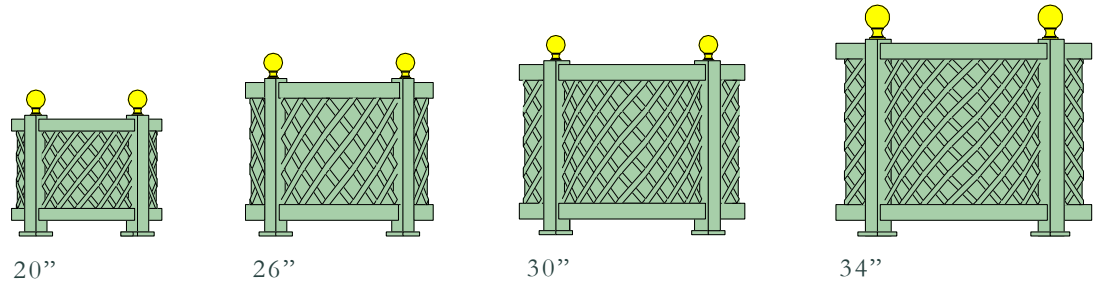
Brass & Stainless Steel round finials are available:

- Add \$300 for 20" planters
- Add \$360 for 26" planters
- Add \$440 for 30"- 34" planters



ITEM	EXTERIOR	INTERIOR	WEIGHT
20"	D:20"• H:23" (w/finial H:26-1/2")	D: "• H: "	60 LBS.
26"	D:26"• H:30-1/8" (w/finial H:33-5/8")	D: "• H: "	80 LBS.
30"	D:30"• H:34-7/8" (w/finial H:39-1/4")	D: "• H: "	100 LBS.
34"	D:34"• H:39-3/8" (w/finial H:43-3/4")	D: "• H: "	120 LBS.

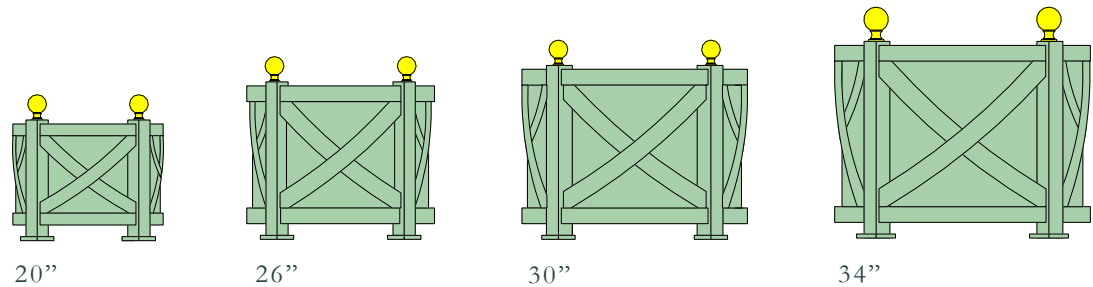
ROUND TREILLAGE PLANTERS



Standard Colors: Dark Green & White
 Custom colors are available upon request.
 Powder-coating finish is available at additional cost based on quantity and size.
 Custom sizes available upon request.
 Brass & Stainless Steel round finials are available.

ITEM	EXTERIOR	INTERIOR	WEIGHT
20"	D:21-1/4" • H:18-1/2" (w/finial H:15-1/4")	D:15-1/2" • H:10-1/2"	60 LBS.
26"	D:25-3/4" • H:20" (w/finial H:23-1/4")	D:19-1/2" • H:14-1/4"	80 LBS.
30"	D:30-1/2" • H:22" (w/finial H:25-1/4")	D:24-1/4" • H:16-1/2"	100 LBS.
34"	D:34-1/2" • H:25" (w/finial H:29-1/4")	D:27-1/4" • H:19-1/2"	120 LBS.

ROUND CROSS PLANTERS

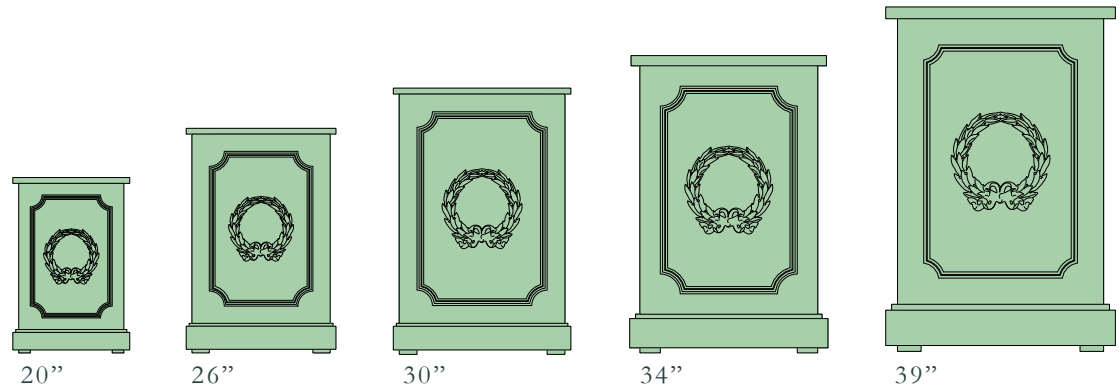


Standard Colors: Dark Green & White
 Custom colors are available upon request.
 Powder-coating finish is available at additional cost based on quantity and size.
 Custom sizes available upon request.
 Brass & Stainless Steel finials are available.

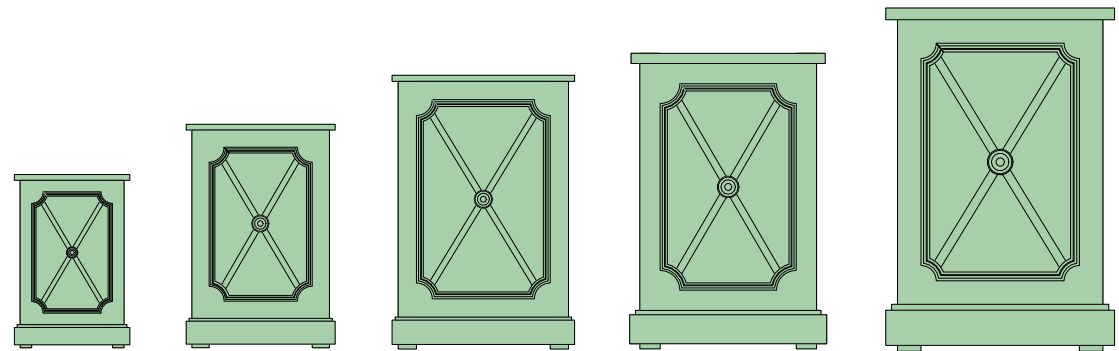
20"	D:21-1/4" • H:15-3/4" (w/finial H:18-1/2")	D:15-1/2" • H:10-1/2"	60 LBS.
26"	D:25-3/4" • H:20" (w/finial H:23-1/4")	D:19-1/2" • H:14-1/4"	80 LBS.
30"	D:30-1/2" • H:22" (w/finial H:25-1/4")	D:24-1/4" • H:16-1/2"	100 LBS.
34"	D:34-1/2" • H:25" (w/finial H:29-1/4")	D:27-1/4" • H:19-1/2"	120 LBS.

AUBER PLANTERS • PLAIN


Standard Colors: Dark Green & White
Custom colors are available upon request.
Powder-coating finish is available at additional
cost based on quantity and size.
Custom sizes available upon request.



AUBER PLANTERS • CROSS



AUBER PLANTERS • TREILLAGE



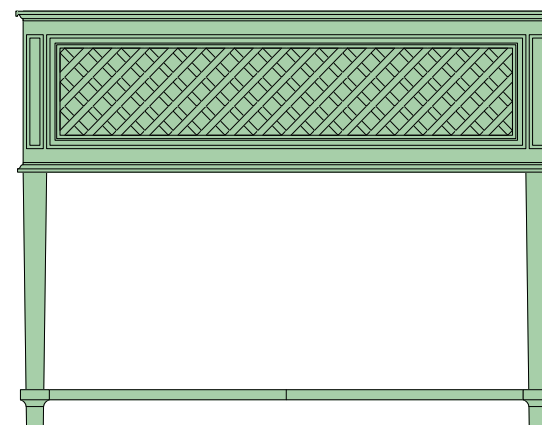
THE ALUMINUM PLANTER COLLECTION

COLLECTION SHEET

SIZE	EXTERIOR	INTERIOR	WEIGHT
20"	W:20" • D:20" • H:30"	W:13-1/4" • D:13-1/4" • H:21-3/4"	55 LBS.
26"	W:26" • D:26" • H:39"	W:17-1/4" • D:17-1/4" • H:28-1/4"	90 LBS.
30"	W:30" • D:30" • H:45"	W:21-1/4" • D:21-1/4" • H:34"	120 LBS.
34"	W:34" • D:34" • H:51"	W:22-3/4" • D:22-3/4" • H:37-1/4"	210 LBS.
39"	W:39" • D:39" • H:58-1/2"	W:25-1/4" • D:25-1/4" • H:41-3/4"	300 LBS.

JARDINIÈRE BEAUVAIS

Standard color: Dark Green & White
 Custom colors and sizes are available
 upon request.



EXTERIOR	INTERIOR	WEIGHT
W:40 1/4" • D:15-1/2" • H:31"	W:35" • D:10-1/2" • H:10"	50 LBS